



Inclusion and Diversity in Pathology, Immunology and Cancer Research

**Scientific and Technical Advisory Council (STAC), of the
Special Journals Publisher (SJP)**

Citation:

Scientific and Technical Advisory Council (STAC) of the Special Journals Publisher (SJP):
Inclusion and Diversity in Pathology, Immunology and Cancer Research. Special Journal of
Pathology, Immunology and Cancer [SJ-PIC], 2020; 1 (1):1-23

Correspondence: editorialoffice@spparenet.org

Background

The advent of modern technologies and the interconnectivity of liberalized and openly accessible online databases has made our societies a global village (1). These open access databases have swelled the volume of published data available for public gaze (2). The volume of unpublished data has also increased considerably and significantly big enough to draw research attention (3). While

the divide between accepted and not accepted data continue to widen as well as deepen (4), the task before every publisher is to sieve through the volumes of available data to select which ones are adequately diverse to warrant inclusion for publication. Publishers ensures that critically important research papers about sustainable development are not omitted while trying to comply by the principles of inclusion and diversity in data publishing. (5)

This open access publication is Licensed under a creative common's attribution 4.0 international License

Special Journal of Pathology, Immunology and Cancer (SJ-PIC) is one of the journals published by Special Journals Publisher (SJP) with the ultimate goal of impacting on global sustainable development database. Sustainable development goals may be achieved using the power of Pathology, Immunology and Cancer research-based information to broaden the index of suspicion during critical professional discussion making for the greater good of the stakeholders (6). The Central theme of the journals published by Special Journals Publisher (SJP) is to provide a quality, reliable, and novel database that is both diverse and inclusive. Thus, the quality and appeal of any Pathology, Immunology and Cancer research journal database is to achieve the short/long term goal of significant positive impact on the stakeholders, with high quality research information.

Rationale for inclusion and diversity

When diverse articles in Pathology, Immunology and Cancer Research (7) from different geographical background at different levels of development (8) are submitted for consideration and publication, Special Journals Publisher [SJP] uses a minimum of two feedbacks from professional peer reviewers to decide which paper is accepted or rejected. Professional peer reviewers together with the editorial office decides the minimum criterion to accept or reject a paper in view of the fact that it is logical to expect more research details from developed countries compared to developing country settings. Therefore, while diversity drives the extent of inclusion, inclusion on the other hand defines the extent and content of diversity (9). The delicate balance between

the two outlines the quality of Pathology, Immunology and Cancer Research data to be published in the database of Special Journals Publisher.

Significance

The importance of brand-new Pathology, Immunology and Cancer Research ideas in gaining the attention of inclusion and diversity assessors cannot be over emphasized and that is what innovativeness is all about (10). Therefore, originality, scope, impact, characteristic, quality, accuracy, coverage, amenability, standard verifiability and more, is key for inclusion of any Pathology, Immunology and Cancer Research manuscript from any location no matter the level of development for publication (11). Implementation science already has a defined agenda and, in most cases, advanced and sophisticated information appears coded when stakeholders want to use it and must be decoded for it to be useful and impactful (12). While the level of development of a society drives the details of a research paper, minimum standard balances publisher's diversity expectation for a manuscript to qualify for inclusion for publication

The gap

There is desperate need for special training to decode or interpret what the Pathology, Immunology and Cancer Researchers say even before policies made based on such findings are out. Translational researchers use basic research results to improve the living conditions of man and to achieve this task inclusion and diversity principles are absolutely imperative (13). Any Pathology, Immunology and Cancer Research database will not be adequately inclusive if it is not

diverse and will not be adequately diverse if it is not inclusive. Characteristics of articles uniqueness may therefore define its diversity whereas special contributions the article makes to the realization of the ultimate goal of sustainable development may depict its inclusion.

Objective

In this Bibliometric assessment (14), the concepts of inclusion and diversity in Pathology, Immunology and Cancer Research were reviewed in retrospect for a glimpse into global 3-decade trend in quality assurance and standard. The lesson learned will be used to outline our philosophy on inclusion and diversity guidelines that will have ultimate impact on sustainable development

Materials and Methods

In this retrospective cross-sectional Pathology, Immunology and Cancer Research, we downloaded and perused 486 published full-length original papers, published addendum, corrections, editorials, abstracts of meetings, conference proceedings, and review article, on the general concept of development and sustainability. This searching and corresponding download of relevant papers were made from globally recognized research-based data repository that included but not limited to the Web of Science (WoS) (15) core collection database on the nineteens of July 2020 at about 10.25 GMT+2). The database of PubMed, Research gate and Google scholars were perused to be sure no new documents relevant and necessary for this study were missed out. However, the web of science formed the major and reference database for this study because our software

was more compatible to recovered data encoded in the web of science database while other databases consulted served to provide other relevant articles, we considered imported but probably missing in the web of science.

Boolean topic search approach

The Boolean topic search approach (16) used included “(development * AND sustainability\$) OR (Sustainability of * AND development\$) to encompass all relevant and available documents (17) on the subject of development and sustainability between 1990 and 2019. At the time of this study, we judged that the Web of Science Core Collection database had enough use friendly and accessible academic research database relatively covering enough journals, books, conferences as well as millions records from clarivate.libguides.com (references). To ensure the inclusion of abbreviated or shorten words, the wildcard * and \$ were added to the end of the search algorithms. Thereafter, all document that meet the eligible criteria of sustainable development were retrieved and exported into BibTex file format and the authors, titles, abstracts mined in PDF file format.

Data analysis

All the bibliometric variables were retrieved filtered and normalized for quality control. The results were analyses in bibliophagy plug in package of 3.5.1 version of R-studio software, while the codes and commands were adopted from <https://www.bibliometrics.org> to evaluate the bibliometrics indices. Tables and graph were made in Microsoft excel 16 version and network maps were visualized in 1,6 Vox-viewer software

Results

This open access publication is Licensed under a creative common's attribution 4.0 international License

In this study of inclusion and Diversity in Pathology, Immunology and Cancer Research, 486 papers written by 1142 authors over a period of three decades were recovered, perused and analyzed. Two hundred and seven (207) documents were written by single 207 authors while 955 authors wrote 955, multi-author documents giving 3.42 collaborative index and authors and co-authors per documents indexes of 2.35 and 2.56 respectively. Twenty-three (23) proceedings papers, 43 meetings abstract, 95 editorial material, 199 articles, 54 articles that were originally a book chapter, 11 reviews 8 letters to the editor and 28 book reviews among others.

Table 1 Descriptive characteristics of extracted documents

Description	Results
Documents	486
Sources (Journals, Books, etc.)	318
Keywords Plus (ID)	619
Author's Keywords (DE)	616
Period	2012 - 2019
Average citations per documents	3.916
Authors	1142
Author Appearances	1246

Authors of single-authored documents	187
Authors of multi-authored documents	955
Single-authored documents	207
Documents per Author	0.426
Authors per Document	2.35
Co-Authors per Documents	2.56
Collaboration Index	3.42
Document types	
ARTICLE	199
ARTICLE; BOOK CHAPTER	54
ARTICLE; PROCEEDINGS PAPER	1
BOOK	5
BOOK REVIEW	28
CORRECTION	2
EDITORIAL MATERIAL	95
EDITORIAL MATERIAL; BOOK CHAPTER	11
LETTER	8
MEETING ABSTRACT	43
NEWS ITEM	5
PROCEEDINGS PAPER	23
REVIEW	11
TV REVIEW, RADIO REVIEW	1

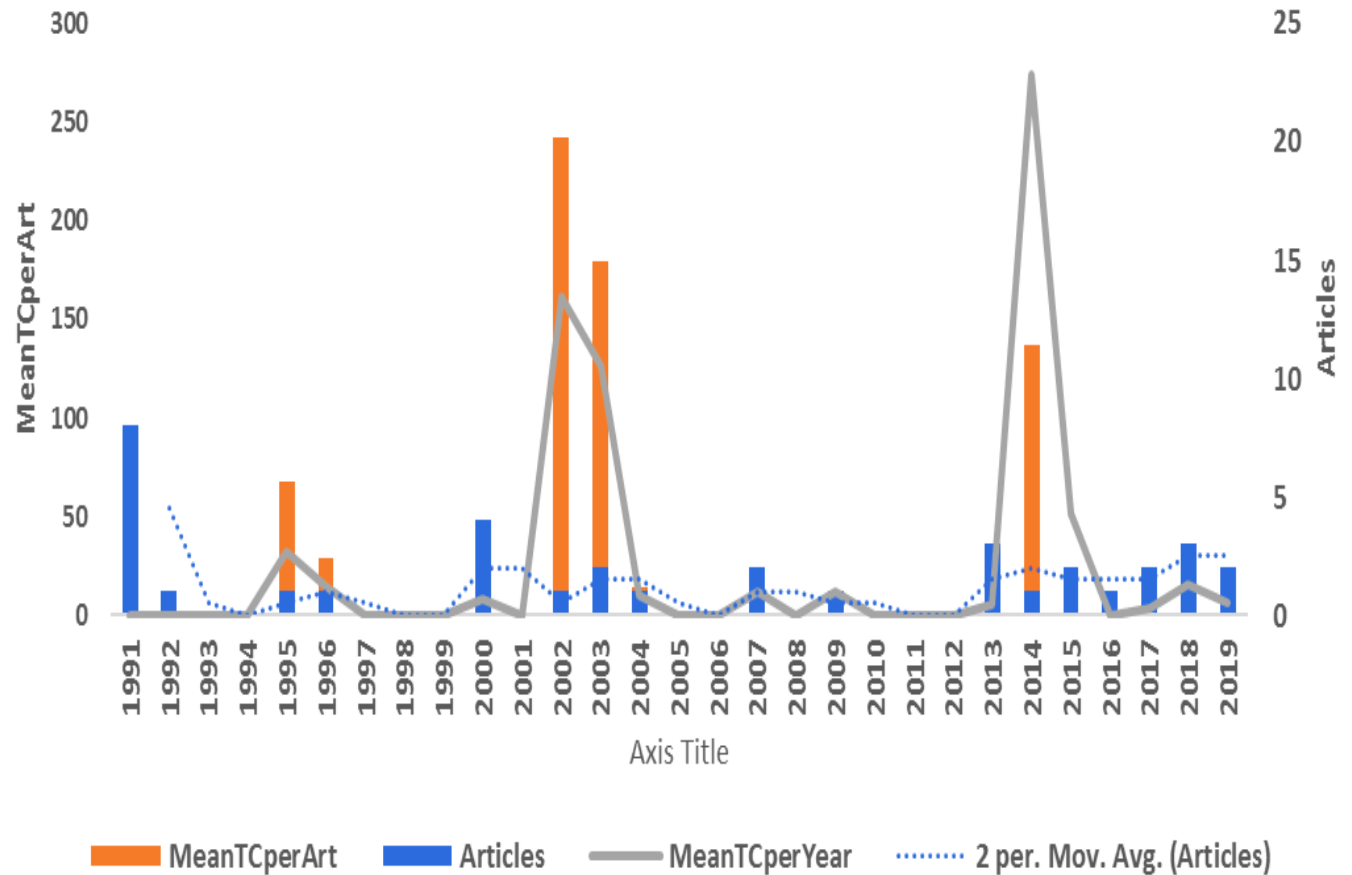


Figure 1: Yearly distribution of Pathology, Immunology and Cancer Research article productions and citations.

In the yearly distribution of articles written and cited during the studied period (Figure 1), it was observed that mean total citation of articles was highest in 2002, followed by 2003, and then 2014, 1995 and 1996 respectively. A downward trend was seen in articles publication with the highest article publication seen in 1991, followed by 2000, 2013/2018, 2017/2019 and 1992/2016 respectively and decreasing order.

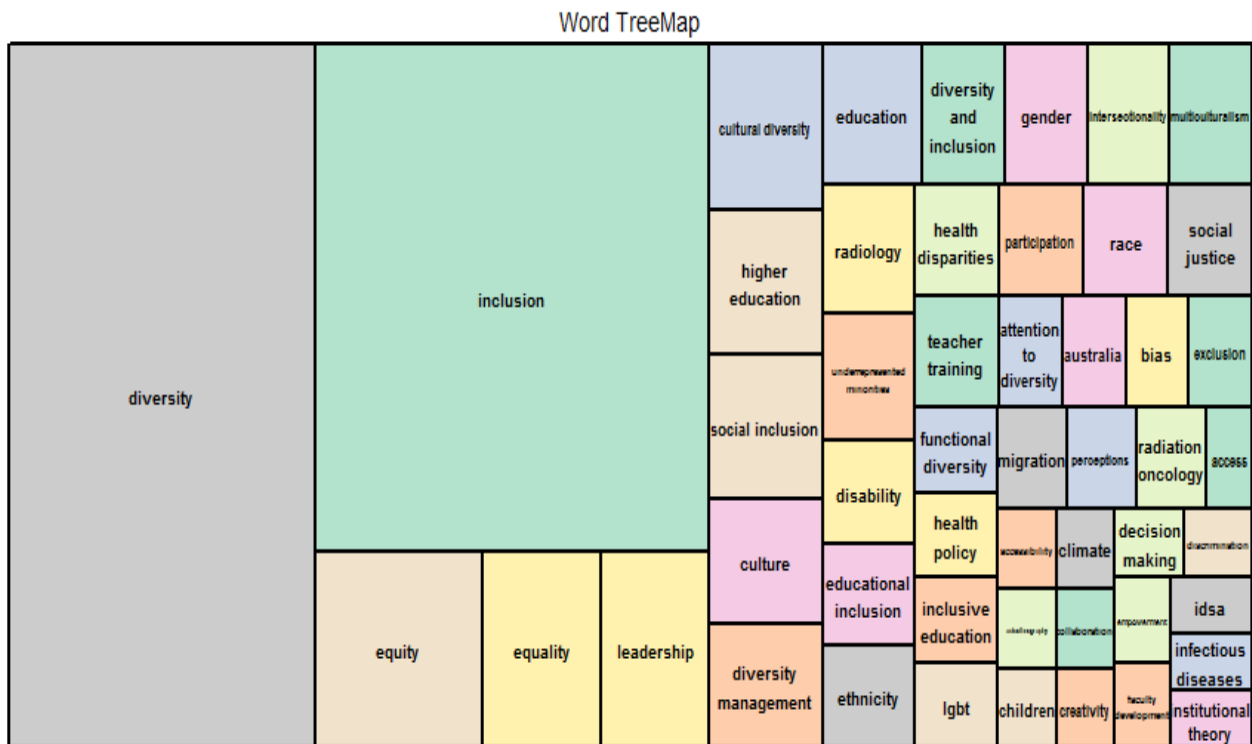


Fig 2: word tree map of inclusion and diversity Pathology, Immunology and Cancer Research

The above word tree map was used to look at the ranked structure of a Tree Diagram and at the same time showing the value of each category through area size. Each category was assigned a rectangle area with their subcategory rectangles nested beside it according to the size. All quantities assigned to a category, has its area size displayed in proportion to that quantity and to the other quantities within the same parent category in a part-to-whole relationship.

Also, the area size of the parent category is the total of its subcategories. All subcategories with no assigned quantities, has their areas being divided equally amongst the other subcategories within its parent category. The way rectangles are divided and ordered into sub-rectangles is dependent on the tiling algorithm used. Many tiling algorithms have been developed, but the "square" algorithm which keeps each rectangle as square as possible was the one used.

In fig 2, **Diversity** category is the highest assigned with subcategories of ethnicity, migration, availability, social justice, and idea next in rank in degreasing order. **Inclusion** category was the highest followed in rank by subcategories of diversity and inclusion, teachers training, exclusion and access cities, impact and strategy, and next in rank was design and finally by financial performance. The next category was **Equity, equality and leadership** had the same category rank while next to equity was higher education/social justice, followed in rank by LGBT and children. Next in rank to equality/leadership were radiology, disability, health policy and bias. The next is **Culture** followed by a sub category of educational inclusions, gender, Australia, race and

constitutional theory, while **diversity management** category was followed by underrepresented minorities, inclusive education, participation, creativity and faculty development. fig 2

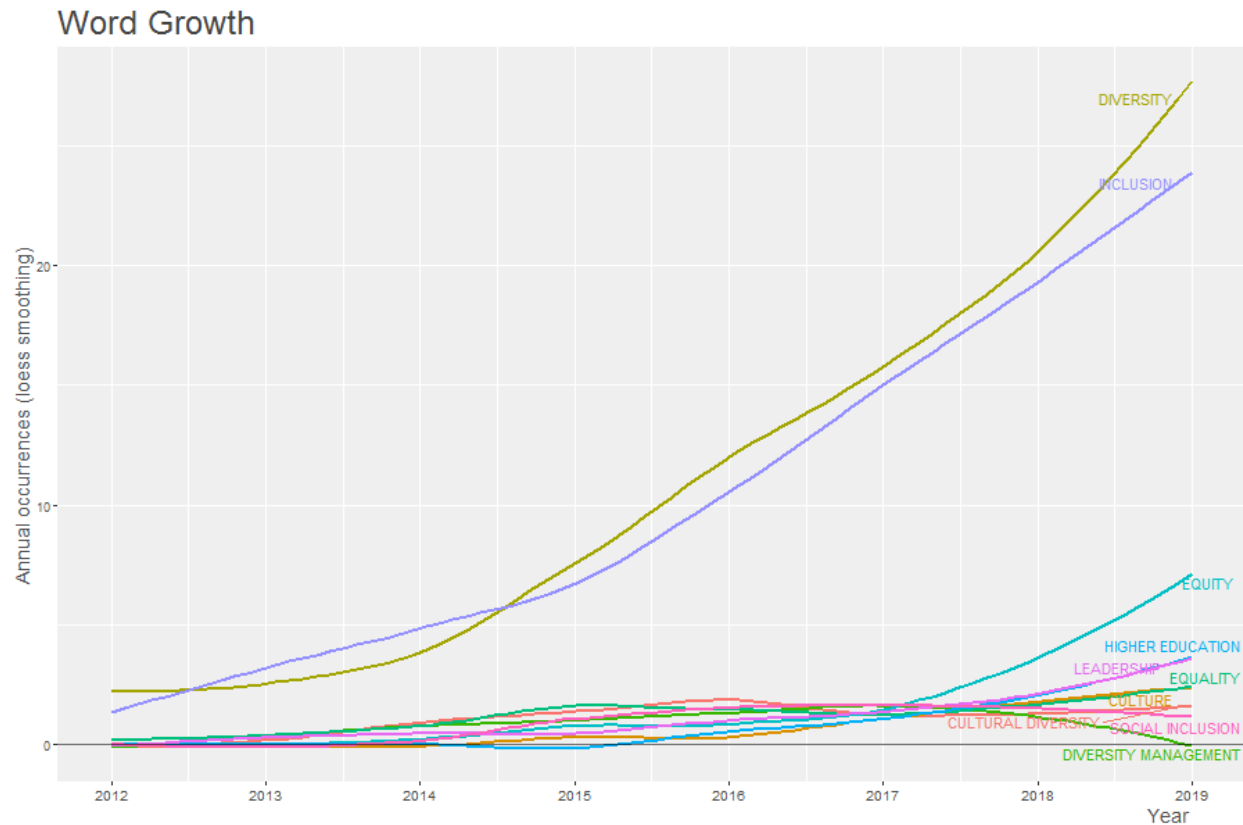


Figure 3: Word growth map in Pathology, Immunology and Cancer Research

The following words stood out as most prevalent in the studies covered. The words are Diversity, inclusion, equity, higher education, leadership equality, culture, cultural development, social inclusion and diversity management in decreasing order of usage over time. Use of two words diversity and inclusion stood out with the use of the diversity in the covered research per annum being relatively stable from 2012 to 2014 before rising in usage to the peak whereas inclusion usage maintained a relatively stable but steady steep rise in usage till it became the second most common word used among covered documents. Equity, higher education/leadership ranked 3rd and 4th in sub-category ranking respectively. all had a steep logarithmic rise between 2013 and 2017 whereas model, impact and management topped the list while performance, knowledge and energy were least in occurrence as shown in Fig 4.

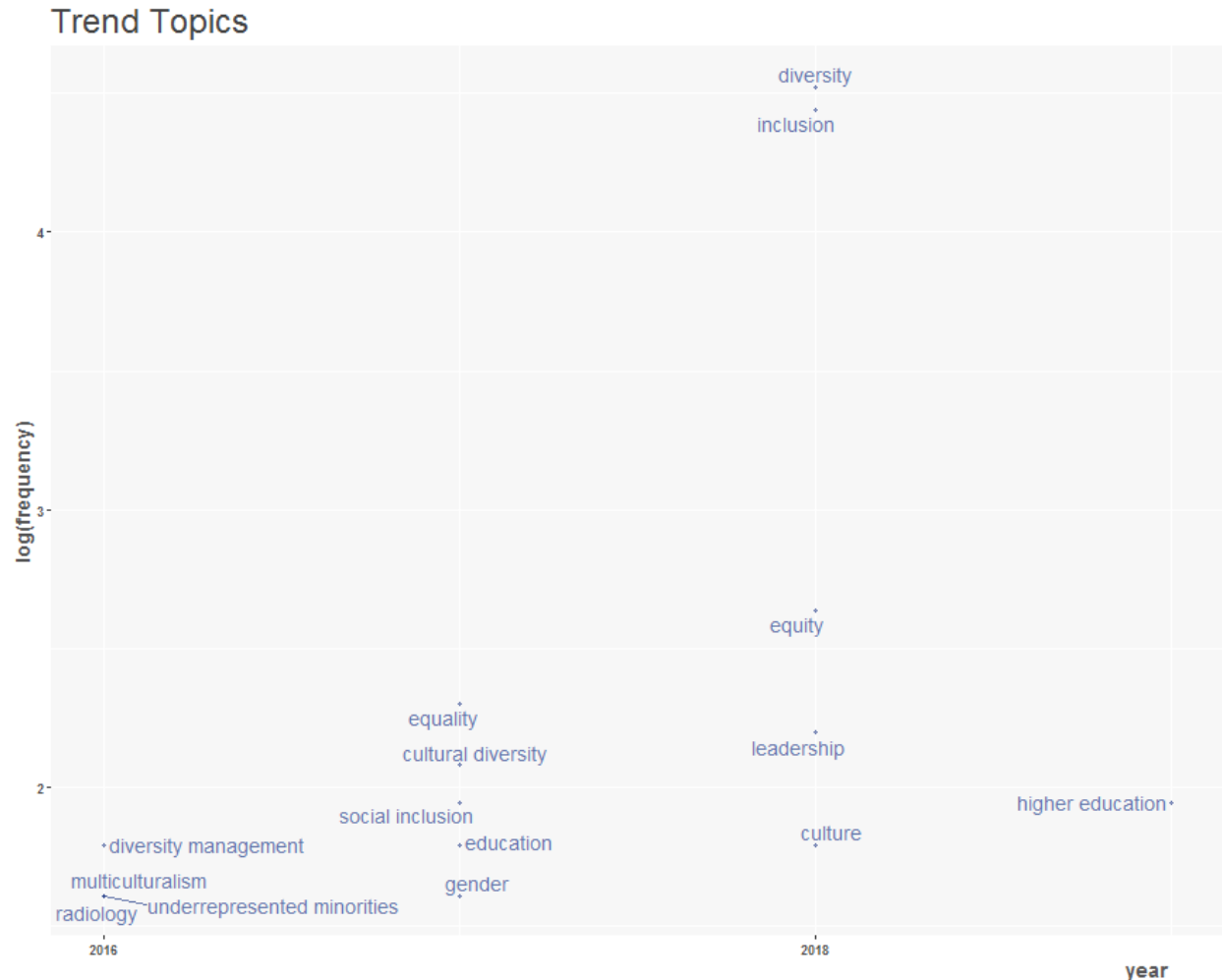


Figure 4: topic trend in Pathology, Immunology and Cancer Research

Figure 4 above, shows log scale over year to explain the trends of topics about inclusion and diversity in Pathology, Immunology and Cancer research over a period of 3 decades. Radiology, underrepresented minorities, multiculturalism, diversity management increased in logarithmic proportion. In 2017, Gender, education, social inclusion, cultural diversity and equality increased in 2-fold logarithmic proportions. In 2018 culture, leadership, equity, usage increased in 3-fold logarithmic proportions while in the same year, use of diversity and inclusion also increased by 5-fold logarithmic proportions




Fig 5: Co-occurrence of author keywords network in Pathology, Immunology and Cancer Research

Figure 5 shows Co-occurrence of author keywords network showing 4 main clusters led by four key words category: diversity, and inclusion, (red), underrepresented minority (yellow), Diversity management, (purple), and social inclusion (blue) respectively. The rule that guide the interpretation of concurrence of author's keywords is that the thicker the line connecting two words the closer the relationships. Therefore, looking at the figure 6, diversity shows the strongest relationship with inclusion, whereas inclusion and high education showed similar strong relationship. On the other hand, culture, education, equity, bias, Australia, and education showed relatively similar relationship with inclusion, diversity and higher education. Again, leadership and teachers training has a strong relation to each other than they have with diversity and inclusion together with cultural diversity, ethnicity, social justice, multiculturalism, intersectionality. There were little or no line of connectivity with other clusters implying no or minimal relation of inclusion and diversity with other categories and variables

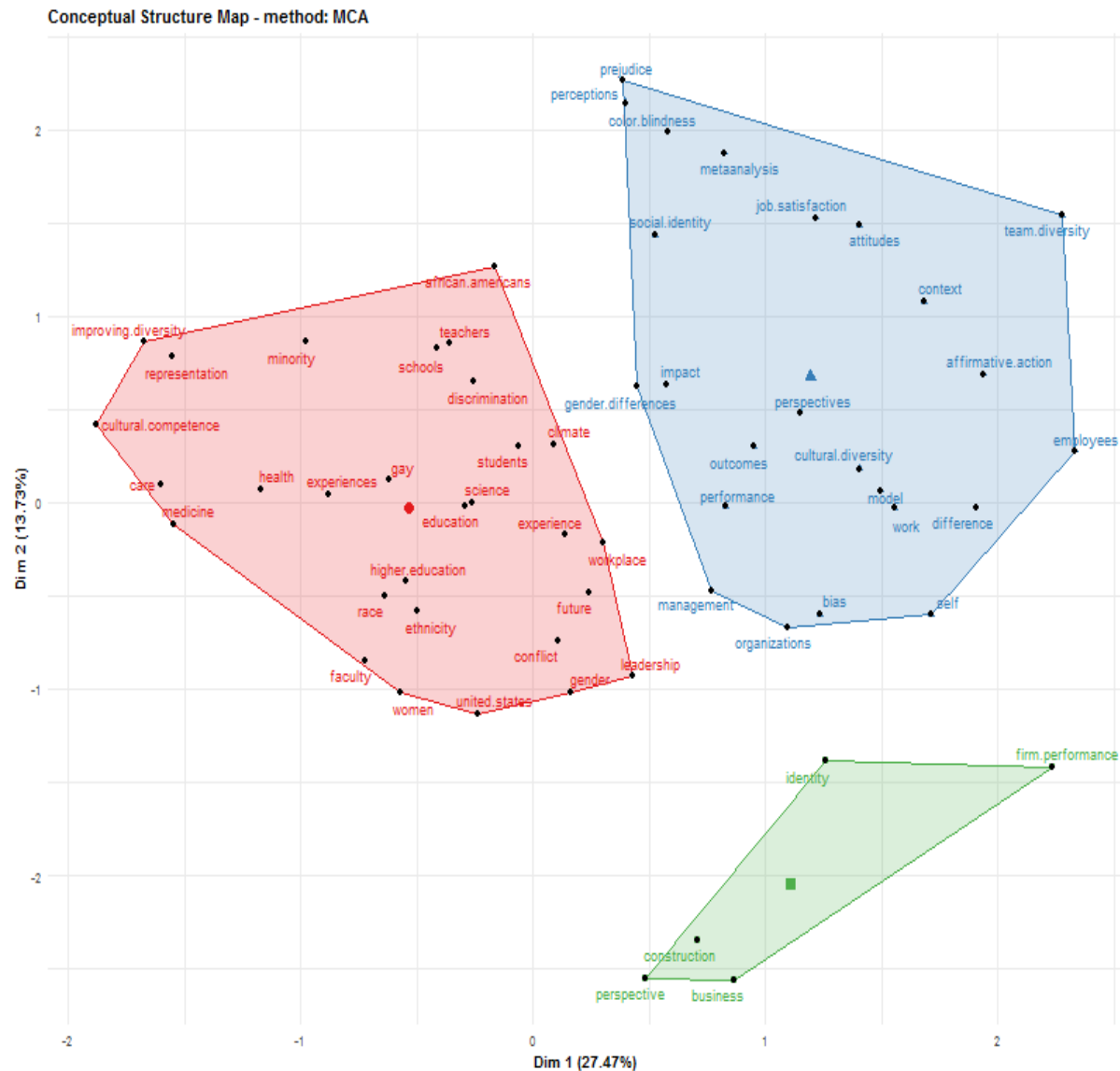


Figure 6 conceptual structure map in Pathology, Immunology and Cancer Research

Figure 6 shows the 3 different clusters of inclusion and diversity categories and the corresponding variables. There are also the vertical and horizontal dimensions of the multiple comparison analysis (MCA) used to analyze the conceptual structure map above. Interpretation of category points is guided by the centroid principle whereby the category coordinates are the weighted average of coordinates clustering around that category. Thus, the interpretation takes its bearing from the central topic (inclusion and diversity in Pathology, Immunology and Cancer Research) which is the category and located at the zero coordinate while the variables are clustered around the categories.

For the horizontal category the left side has no inclusion and diversity while the right side has inclusion and diversity. For the vertical dimension, the upper side has strong sustainability and

This open access publication is Licensed under a creative common's attribution 4.0 international License

development while the lower side has weak sustainability and development. The farther the variables are clustered away from the category the more they are discriminated from the categories while the closer the variables are clustered away from the categories the less the discrimination and the more the association of the variables with the categories.

In Fig 6, the Inclusion and diversity in Pathology, Immunology and Cancer Research category is clustered in three different locations with different associated variables depicting the strength and weakness of associations as well as the magnitude or severity of the category being studied.

The blue cluster located in the North-East quadrant of the multiple comparison analysis of the conceptual structure map MCA/CSM which represents positive inclusion and diversity in Pathology, Immunology and Cancer Research that is strongly related to the associated variables such as: team diversity, authors, self, bias, organizations, management, gender difference, perceptions and prejudice all clustered in a distance considered most discriminatory to inclusion and diversity in Pathology, Immunology and Cancer Research. To further interpret the observed category and variable relationship nested within the north east quadrant, the distance from the central category to the variables depicts strength of relationships with the closest having a stronger relationship than the distant variables.

Therefore, in the blue words cluster, perspectives, cultural diversity, models, outcomes performance and work all have stronger relationship with inclusion and diversity in Pathology, Immunology and Cancer Research than the distantly discriminated words like color blindness, meta-analysis, social identity and job satisfaction among others. The green cluster in the south eastern quadrant depicts presence of inclusion and diversity in Pathology, Immunology and Cancer Research weakly related to perspective, identity, business, construction, and firm performance.

Finally, the red cluster lies between the south west and the north west quadrant depicting no inclusion and diversity in Pathology, Immunology and Cancer Research and the associated variables are relatively normally (neither strong or weak) associated the listed variables. However, within the red cluster, nested within the south west and north west quadrant: faculty, women, medicine, care, cultural competence, improving diversity, African Americans, climate, workplace and leadership are all distantly discriminated against inclusion and diversity in Pathology, Immunology and Cancer Research compared to closely related experience education, science, gay, discrimination, schools, minority in figure 6



This open access publication is Licensed under a creative common's attribution 4.0 international License

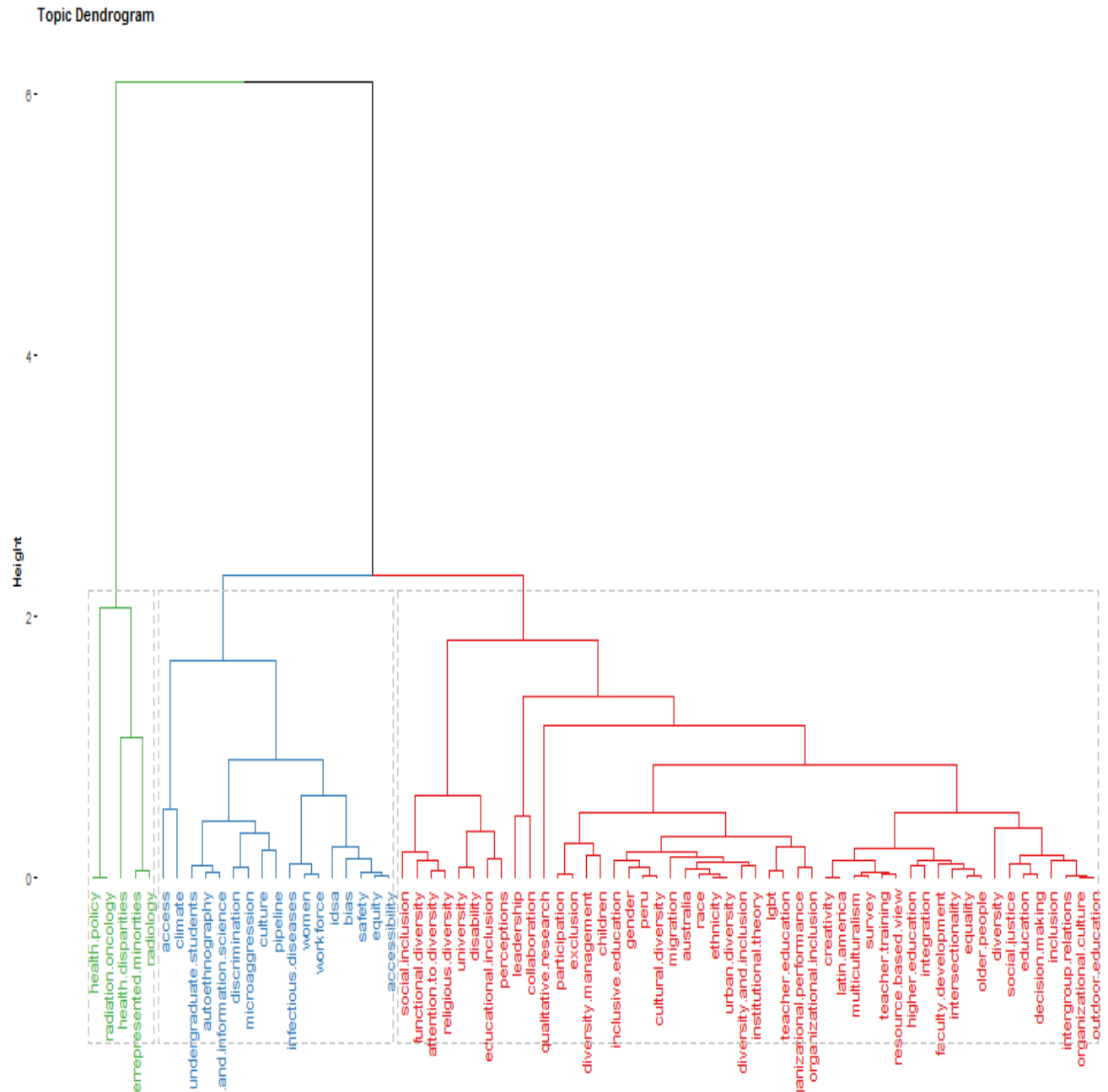


Figure 8 Topic dendrogram of hierarchical relationship between category in Pathology, Immunology and Cancer Research

Figure 8 above is a topic **dendrogram** that **shows** the hierarchical relationship between (category) and variables (leaves}. It is most commonly created as an output from hierarchical clustering with its main use being to find the best way to allocate variables to clusters. The clades or the clusters or the category are arranged according to how similar (or dissimilar) they are to each other and to other clusters. Clades that are close to the same height are similar to each other; clades with

This open access publication is Licensed under a creative common's attribution 4.0 international License

different heights have some kind of dissimilarity — **the greater the difference in height, the more dissimilarity** (measure using Pearson's Correlation Coefficient).

Radiology and underrepresented minority are variables similar to each other and together similar to health disparities in the green words cluster with inclusion and diversity in Pathology, Immunology and Cancer Research. Among the variables that makes up the blue cluster: culture and pipeline, access and climate, autoethnography and information science, women and work force are all similar to each other while equity and accessibility are similar to each other and together are similar to safety. Again equity, accessibility together with safety are similar to bias and in turn similar to idea.

Organizational inclusions and organizational performance are similar and together similar to another group of variable teacher education and LGBT. Again, urban diversity and ethnicity are similar to each other and together similar to race, and Australia respectively. Children and diversity management are similar to each other and together similar to exclusion and participation and many other similarities seen in the topic dendrogram in fig 9 above.

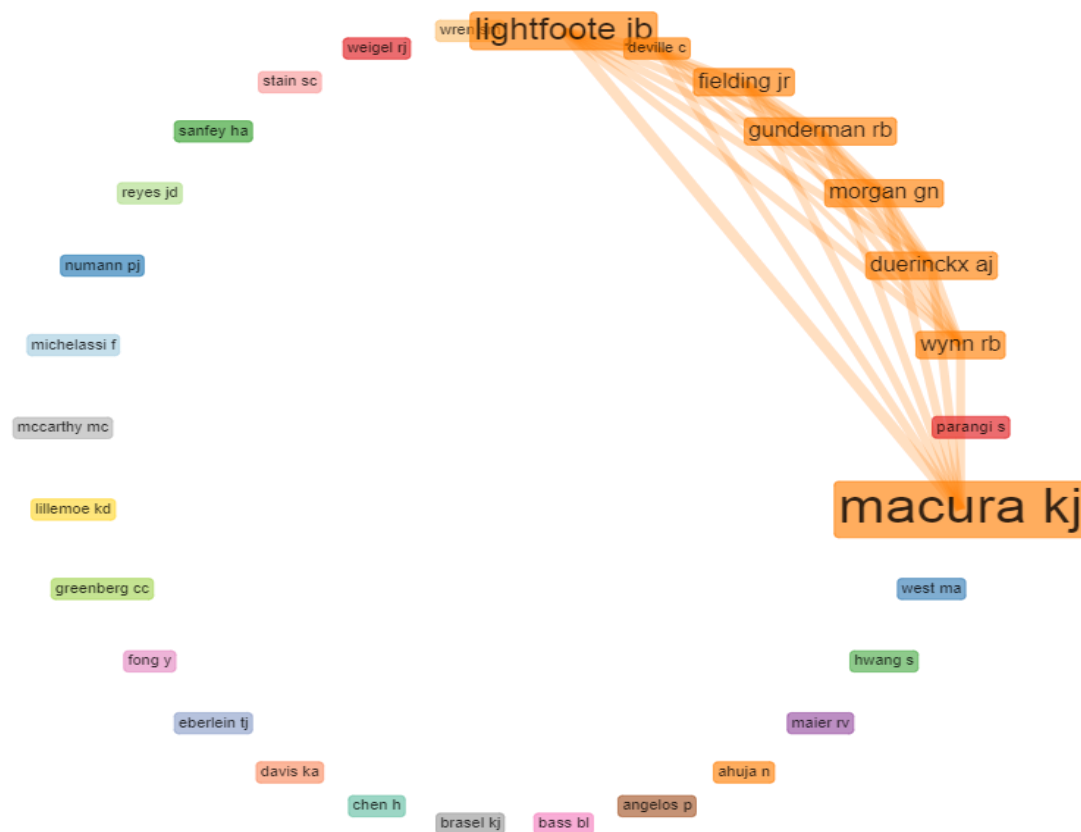


Fig 9. Author collaboration network in Pathology, Immunology and Cancer Research

Authors collaboration network shows that out of the 30 outstanding authors 20 did not show any form collaboration with other authors while 10 collaborated effectively as shown by the thick lines connecting one author to another. Macura Kj was the most outstanding collaboration network followed by light-footed JB and Gunderman RB.

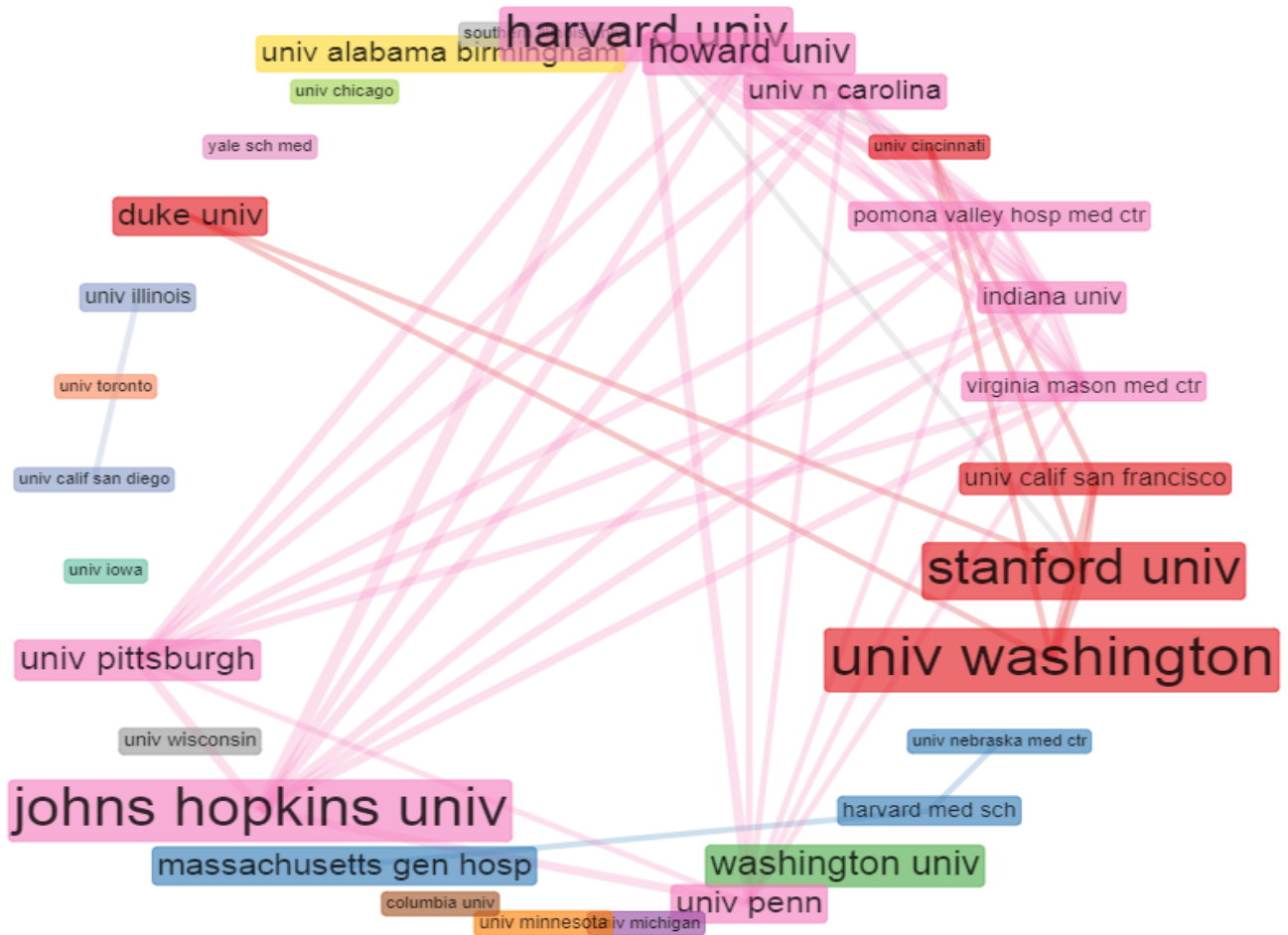


Fig 10. Institutional collaboration network in Pathology, Immunology and Cancer Research

The Institutional cluster with the highest density of collaboration included Johns Hopkins, Harvard, Howard, Pittsburg and North Carolina Universities. The second most prevalent cluster included Washington, Stanford and Duke Universities respectively. Manchester Partnered with Harvard and University of Nebraska Medical schools respectively




Figure 11. Country collaboration network in Pathology, Immunology and Cancer Research

There was less collaboration between countries in the research about inclusion and diversity in Pathology, Immunology and Cancer Research. USA collaborated most with United Kingdom, followed by Canada, South Africa, Australia, France, Brazil, and Spain respectively

Discussion and conclusions

Inclusion and Diversity in Pathology, Immunology and Cancer Research areas are shown in figures 1 to 11. This depicts different aspects of inclusion and diversity in

research from broad terms perspective with Pathology, Immunology and Cancer Research, inclusive for the past 30 years. While inclusion drives diversity, diversity impacts inclusion and forms the fundamental basis for sustainable development. The following are highlights that defines the

This open access publication is Licensed under a creative common's attribution 4.0 international License

policy guiding principles of our journals and are briefly discussed

Article selection in Pathology, Immunology and Cancer Research

Article selection may be one of the first challenges faced by stakeholders in achieving diversity, and inclusion. Any effort that impacts on increased number of quality papers for which article selection is based defines diversity. The question that follows remain to outline the criterion to conclude that adequate articles have been included enough to confirm diversity (18).

Articles rejection in Pathology, Immunology and Cancer Research

While efforts are made to include as many articles as possible to reflect diversity, fundamentals that guides the delicate balance in paper selection still defines which paper to select and include to reflect principles that will assist in achieving the ultimate goal of providing a database for sustainable development. Reasons for paper rejection are many including but not limited to: Out of scope, double and simultaneous submission to other journals, out of style, incomprehensible data, does not add value, to knowledge, poor analysis, inconclusive results, wrong research methods, ethics issues, misleading abstract, Wrong research design and poor manuscripts quality and more (19).

Partialities or prejudice in Pathology, Immunology and Cancer Research

Biases can negatively influence articles coming from underrepresented and resource limited settings in being accorded equal

chance to have their quality novel and well written articles from being publish in a popular journal that equally represents the world stage (20). This bias is not about the quality or novelty of the paper but the negative influence is due to bias and this has a significant impact on diversity. This is where minimum standard is used to include articles that meets certain minimum criterion to comply to inclusion and diversity principles

Retention in Pathology, Immunology and Cancer Research

When a policy of global diversity in paper selection is made, the factor of retention becomes an issue which can be solved by capacity building of stakeholders to produce quality articles for consideration before publication. Despite the availability of manuscript development services to help update articles for quality and standard, and despite the volume of articles being pushed out by stakeholders from resource limited developing countries, the most common encouragement is a waiver of some percentage of the publishing fee. This this have not significantly and positively influenced the rate of papers acceptance and publication from these regions (21). Retention is possible with author mentorship and capacity building, to encourage diversity and to promote inclusiveness

Determination or consistency in Pathology, Immunology and Cancer Research

This open access publication is Licensed under a creative common's attribution 4.0 international License

Capacity building is needed for one to get a boost and be determined towards a particular goal and in this case towards paper publishing and article production. Authors need capacity and experience to produce quality articles for publication (22). Publishers need capacity building as well to develop and retain policies that will encourage persistency in selecting and publishing adequately inclusive papers that also touches on diversity.

Spirit of consortia in Pathology, Immunology and Cancer Research

Group research and multiauthor publication that encourages stakeholders working together in groups can be supported by any extrinsic or intrinsic factors such as mentors or mentees (23). This group research and multiauthor publication more impacts that is far reaching and encompassing in diversity. Stakeholders can strive to be allies and may wish to set this model and intentions for all prospective members. To be effective allies, authors can educate themselves on the various barriers faced by each group dynamics

Inclusive publishing in Pathology, Immunology and Cancer Research

If there is positive environment established between authors and publishers, that can influence and swell the reading population of our journals (24), then underrepresented minorities and some percentage of majority will be included. Stakeholders encouraging and taking part in inclusive behaviors may encourage authors and other stakeholders

increase the volume of materials sent for publication.

The challenge of skewed database in Pathology, Immunology and Cancer Research

A skewed database is not balanced and may not achieve the objective of its establishment without bias (25). A database established with inclusion and diversity in Pathology, Immunology and Cancer Research as a guiding principle should show literature that is not skewed towards one aspect of a topic under discussion. For instance, literature about patterns of disadvantage, and variability are mostly skewed towards gender and race/ethnicity and clinical or biomedical research are predominant than other areas of health-related research. There may be reasons to explain these observations including resources status, skills, and interest.

Data transfer across disciplines involving Pathology, Immunology and Cancer Research

In discussing inclusion and diversity in Pathology, Immunology and Cancer Research, data transfer across discipline often comes to mind. The questions remain whether data is really transferred or can be extrapolated across discipline. Extrapolation which is the act of estimating or concluding something by assuming that existing trends will continue or a current method will remain applicable in a present experimental condition as well as in other experimental settings. Questionable are the transferability of published data across disciplines depicted by any of our listed journals (26).

However, one of the schools of thought about Pathology, Immunology and Cancer Research data transferability is guided by the following checklist. Have the impact and measure of success of the data been clarify? is upscaling and corresponding action required? Have the main component of the data concept relevant to transferability been identified, Have the relevant characteristics of each data component and its importance been identified (27)

Have the likely ease or difficulty in achieving the required level of importance of the data characteristics been assessed? Have the set of values across the data characteristics been considered and Have the likely potential and any condition of the data that may be required been assessed?

Nature of data for inclusion and diversity in Pathology, Immunology and Cancer Research

Enough attention is needed to meet up with the issue of inclusion and diversity in Pathology, Immunology and Cancer Research at all levels of an establishment if the required impact of inclusion and diversity on sustainability of development must be achieved. Again, where attention exist, it is skewed and not adequately holistic to drive the required change. Extent or spectrum of coverage, accuracy and verifiability of data, ease of data classification and degree of continuity between data (28)

The following eight best practices for diversity and inclusion guide SJP internal business strategies as adapted from CIO documents (29) with special modifications

Sense of belonging for authors of Pathology, Immunology and Cancer Research

One key factor that drives motivation for maximum output is sense of belonging which is when one feels appreciated and determination to bring out the best becomes the norm (30). When editors send a paper to be reviewed, there is no discrimination but inclusion and diversity in Pathology, Immunology and Cancer Research publication is practiced as it should be. However, when same reviewers celebrated by publishers for increase reviewer's response rate, sends a paper for consideration and publication, such papers are returned some withing 12 and 24 hrs. for reasons that are not tenable.

In the global publishing industry, if development status of geographical location and availability of certain resources impacts on quality of article or papers accepted and published, then the divide between different stakeholders from different localities will continue to widen as they are deepening (31). Waving the publication fee for authors from certain locals while drastically reducing the volume of papers accepted will impede sense of belonging among authors and the volume of disproportionate representation continues to increase.

Strategic leadership is key to success in Pathology, Immunology and Cancer Research

Diversity and inclusion with regards to Pathology, Immunology and Cancer Research article selection for publication should not be seen exclusively rights of the Editor in Chief. Diversity and inclusion practices will thrive when the discission is

decentralized and policy for Diversity and inclusion becomes actually Diverse and inclusive in real terms (32). Editor in Chief, presiding editor, editorial council, external peer reviewers and editorial officers at different level impacts on paper selection process with the Editor in Chief with the Presiding Editor having the final say on this matter

Collective responsibility in Pathology, Immunology and Cancer Research

From the time a paper is received to its rejection or publication, a standard structure of operations must be defined so that the decision to reject or accept a and publish a paper will be a collective responsibility of all (33). Top-down approaches drive compliance like a military barrack, but this can hardly achieve commitment, every individual must know their role in an organizations business activity. This means identifying differences in authors experience and values across the organization so that change can be made relevant for each person and knowing that lasting change must activate different parts of the system in different ways (10). This then is the fundamental requirement for inclusion and diversity in Pathology, Immunology and Cancer Research publishing

Quota as drivers of inclusion and diversity in Pathology, Immunology and Cancer Research (34)

It would be nice to use a quota system as one of the fundamental principles for paper selection review and publication. However, Article selection based on quota may boost diversity numbers, but this won't automatically create and embrace an

inclusive principle (35). When editorial office concentrate on achieving diversity and inclusion efforts unduly on authors locals, intuitions, or country, they have to remember that the authors experience continues far beyond paper acceptance and publication (36).

To retain and nurture top talents for quality paper acceptance, authors experience that will promote inclusion and diversity in Pathology, Immunology and Cancer Research on daily bases are considered. Ways to accurately measure them must be designed without fail. Organizations must adapt their processes to measure diverse and inclusive behaviors so as to ensure nothing is left that should be included

Discouragement as capstone for motivation in Pathology, Immunology and Cancer Research (37)

Pathology, Immunology and Cancer Research authors loose courage, confidence, and are discouraged when their papers are rejected. Discouragements can persuade, people to narrow their research perspective. A positive change is possible when challenges are seen in the context of broadened possibilities, and the fact that they are shared experience defining the potentials for sustainable positive change.

Motivation and Success in publishing of Pathology, Immunology and Cancer Research (38)

If a publisher accepts and publishes only articles that fits most of the objectives then inequalities are encouraged directly or indirectly and this favors certain group or class of people in a society. No one sets out

to do research that's end up being rejected but wants the papers to be put on a global stage. Thus, everyone wants to succeed and this can be possible if given little encouragement. Creating a publishing atmosphere that accommodates many more Pathology, Immunology and Cancer Research articles, needs efforts to unearth hidden challenges and setbacks in a system and making a move to solving it. There is no need to embed norms, designs, and other factors of inequalities as it will favor the already favored and developed group and it will undermine inclusion and diversity

Publication Name of Pathology, Immunology and Cancer Research (39)

Publication name and philosophy are intimately connected. The Pathology, Immunology and Cancer Research articles published for public gaze depicts associated values, biases and what experiences are being left out or misunderstood? Review of what is happening inside and outside the publishing house impacts on: efforts to establish inclusive organization, what the names say about an organization, and on the consistency of the editorial team, authors, reviewers and with the publication etiquette.

Reference

1. Dixon, Violet K. "Understanding the Implications of a Global Village." *Inquiries Journal/Student Pulse* 1.11 (2009). <<http://www.inquiriesjournal.com/a?id=1681>>
2. Le TN, Straatman LV, Lea J, Westerberg B. Current insights in noise-induced hearing loss: a literature review of the underlying mechanism, pathophysiology, asymmetry, and management options. *J Otolaryngol Head Neck Surg*. 2017 May 23;46(1):41.
3. Madhav N, Oppenheim B, Gallivan M, et al. Pandemics: Risks, Impacts, and Mitigation. In: Jamison DT, Gelband H, Horton S, et al., editors. *Disease Control Priorities: Improving Health and Reducing Poverty*. 3rd edition. Washington (DC): The International Bank for Reconstruction and Development / The World Bank; 2017 Nov 27. Chapter 17.
4. Peabody JW, Taguiwalo MM, Robalino DA, et al. Improving the Quality of Care in Developing Countries. In: Jamison DT, Breman JG, Measham AR, et al., editors. *Disease Control Priorities in Developing Countries*. 2nd edition. Washington (DC): The International Bank for Reconstruction and Development / The World Bank; 2006. Chapter 70. Available from: <https://www.ncbi.nlm.nih.gov/books/NBK11790/> Co-published by Oxford University Press, New York.
5. Scheirer MA, Dearing JW. An agenda for research on the sustainability of public health programs. *Am J Public Health*. 2011 Nov;101(11):2059-67
6. Bennett, S., Jessani, N., Glandon, D. *et al*. Understanding the implications of the Sustainable Development Goals for health policy and systems research: results of a research priority setting exercise. *Global Health* 2020 **16**, (5)
7. Polasky S, Kling CL, Levin SA, Carpenter SR, Daily GC, Ehrlich PR, Heal GM, Lubchenco J. Role of economics in analyzing the environment and sustainable development. *Proc Natl Acad Sci U S A*. 2019 Mar 19;116(12):5233-5238.
8. Sugimoto JD, Labrique AB, Ahmad S, Rashid M, Klemm RD, Christian P, West KP Jr. Development and management of a geographic information system for

- health research in a developing-country setting: a case study from Bangladesh. *J Health Popul Nutr*. 2007 Dec;25(4):436-47.
9. Gündemir S, Martin AE, Homan AC. Understanding Diversity Ideologies From the Target's Perspective: A Review and Future Directions. *Front Psychol*. 2019 Feb 27;10:282.
 10. Ghahramani Z, Mehrabani G. The Criteria Considered in Preparing Manuscripts for Submission to Biomedical Journals. *Bull Emerg Trauma*. 2013 Apr;1(2):56-9.
 11. Papoutsis C, Boaden R, Foy R, et al. Challenges for implementation science. In: Raine R, Fitzpatrick R, Barratt H, et al. Challenges, solutions and future directions in the evaluation of service innovations in health care and public health. Southampton (UK): NIHR Journals Library; 2016 May. (Health Services and Delivery Research, No. 4.16.) Essay 8. Available from: <https://www.ncbi.nlm.nih.gov/books/NBK361253/> doi: 10.3310/hsdr04160-121
 12. Belter CW. Bibliometric indicators: opportunities and limits. *J Med Libr Assoc*. 2015 Oct;103(4):219-21.
 13. Graham PW, Kim MM, Clinton-Sherrod AM, Yaros A, Richmond AN, Jackson M, Corbie-Smith G. What is the role of culture, diversity, and community engagement in transdisciplinary translational science? *Transl Behav Med*. 2016 Mar;6(1):115-24.
 14. Sevinc A. Web of science: a unique method of cited reference searching. *J Natl Med Assoc*. 2004 Jul;96(7):980-3.
 15. Bramer WM, de Jonge GB, Rethlefsen ML, Mast F, Kleijnen J. A systematic approach to searching: an efficient and complete method to develop literature searches. *J Med Libr Assoc*. 2018 Oct;106(4):531-541. doi: 10.5195/jmla.2018.283. Epub 2018 Oct 1
 16. Chatterjee A, Ghosh A, Chakrabarti BK. Universality of Citation Distributions for Academic Institutions and Journals. *PLoS One*. 2016 Jan 11;11(1):e0146762. doi: 10.1371/journal.pone.0146762. Erratum in: *PLoS One*. 2016;11(2):e0148863
 17. Bowman, N.A. How Much Diversity is Enough? The Curvilinear Relationship Between College Diversity Interactions and First-Year Student Outcomes. *Res High Educ* **54**, 874–894 (2013).
 18. Khadilkar SS. Rejection Blues: Why Do Research Papers Get Rejected? *J Obstet Gynaecol India*. 2018 Aug;68(4):239-241. Epub 2018 Jul 5.
 19. Simundić AM. Bias in research. *Biochem Med (Zagreb)*. 2013;23(1):12-5.
 20. Uddin R. Do submissions entitled to an auto-waiver take more time to be accepted by open access journals? *BMC Res Notes*. 2014 Apr 15;7:238.
 21. Jirge PR. Preparing and Publishing a Scientific Manuscript. *J Hum Reprod Sci*. 2017 Jan-Mar;10(1):3-9.
 22. Roets L, van Rensburg EJ, Lubbe J. Faculty's experience of a formal mentoring programme: the perfect fit. *Afr Health Sci*. 2019 Jun;19(2):2237-2242. doi: 10.4314/ahs.v19i2.49.
 23. Haviland-Jones J, Rosario HH, Wilson P, McGuire TR. An Environmental Approach to Positive Emotion: Flowers. *Evolutionary Psychology*. January 2005.
 24. Fabbri A, Lai A, Grundy Q, Bero LA. The Influence of Industry Sponsorship on the Research Agenda: A Scoping Review. *Am J Public Health*. 2018 Nov;108(11):e9-e16.. Epub 2018 Sep 25.
 25. National Academies of Sciences, Engineering, and Medicine; Policy and Global Affairs; Board on Research Data and Information; Committee on Toward an Open Science Enterprise. *Open Science by Design: Realizing a Vision for*

- 21st Century Research. Washington (DC): National Academies Press (US); 2018 Jul 17. 3, The State of Open Science. Available from: <https://www.ncbi.nlm.nih.gov/books/NBK525413>
26. Solomon GE, Carley S, Porter AL. How Multidisciplinary Are the Multidisciplinary Journals Science and Nature? PLoS One. 2016 Apr 4;11(4):e0152637.
27. Committee on Assessing the Value of Research in Advancing National Goals; Division of Behavioral and Social Sciences and Education; National Research Council; Celeste RF, Griswold A, Straf ML, editors. Furthering America's Research Enterprise. Washington (DC): National Academies Press (US); 2014 Oct 28. 5, Measuring Research Impacts and Quality.
28. Penner MR. Building an Inclusive Classroom. J Undergrad Neurosci Educ. 2018 Sep 15;16(3):A268-A272.
29. Sharon Florentine, Diversity and inclusion: 8 best practices for changing your culture, CIO newsletter Feb 2019
30. Cook DA, Artino AR Jr. Motivation to learn: an overview of contemporary theories. Med Educ. 2016 Oct;50(10):997-1014.
31. Gregg WJ, Erdmann C, Paglione LAD, Schneider J, Dean C (2019) A literature review of scholarly communications metadata. Research Ideas and Outcomes 5: e38698.
32. Martinez-Acosta VG, Favero CB. A Discussion of Diversity and Inclusivity at the Institutional Level: The Need for a Strategic Plan. J Undergrad Neurosci Educ. 2018 Sep 15;16(3):A252-A260.
33. Kelly J, Sadeghieh T, Adeli K. Peer Review in Scientific Publications: Benefits, Critiques, & A Survival Guide. EJIFCC. 2014 Oct 24;25(3):227-43
34. Barrow JM, Annamaraju P, Toney-Butler TJ. Change Management. [Updated 2020 Oct 12]. In: StatPearls [Internet]. Treasure Island (FL): StatPearls Publishing; 2020 Jan-.
35. Aysola J, Barg FK, Martinez AB, Kearney M, Agesa K, Carmona C, Higginbotham E. Perceptions of Factors Associated With Inclusive Work and Learning Environments in Health Care Organizations: A Qualitative Narrative Analysis. JAMA Netw Open. 2018 Aug 3;1(4):e181003.
36. Tienda M. Diversity ≠ Inclusion: Promoting Integration in Higher Education. Educ Res. 2013 Dec;42(9):467-475.
37. Byars-Winston A, Rogers J, Branchaw J, Pribbenow C, Hanke R, Pfund C. New measures assessing predictors of academic persistence for historically underrepresented racial/ethnic undergraduates in science. CBE Life Sci Educ. 2016;15(3)
38. Cardella GM, Hernández-Sánchez BR, Sánchez García JC. Entrepreneurship and Family Role: A Systematic Review of a Growing Research. Front Psychol. 2020 Jan 10;10:2939.
39. Marušić A. What's in a name? The problem of authors' names in research articles. Biochem Med (Zagreb). 2016;26(2):174-5.

Submit your papers for publication to Special Journal of Pathology, Immunology and Cancer Research [SJ-PIC] online @ <https://sjimmun.spparenet.org/submit/> or by email attachment to us @ editorialoffice@spparenet.org